



HNF-3 α / β / γ (Acetyl Lys264/253/211) Polyclonal Antibody

Catalog No	YP-Ab-00853
Isotype	IgG
Reactivity	Human;Mouse;Rat
Applications	WB;ELISA
Gene Name	FOXA1/FOXA2/FOXA3
Protein Name	Hepatocyte nuclear factor 3-alpha/Hepatocyte nuclear factor 3-beta/Hepatocyte nuclear factor 3-gamma
Immunogen	The antiserum was produced against synthesized Acetyl-peptide derived from human FOXA1 around the Acetylation site of Lys265. AA range:231-280
Specificity	Acetyl-HNF-3 α / β / γ (K264/253/211) Polyclonal Antibody detects endogenous levels of HNF-3 α / β / γ protein only when acetylated at K264/253/211.
Formulation	Liquid in PBS containing 50% glycerol, 0.5% BSA and 0.02% sodium azide.
Source	Polyclonal, Rabbit,IgG
Purification	The antibody was affinity-purified from rabbit antiserum by affinity-chromatography using epitope-specific immunogen.
Dilution	Western Blot: 1/500 - 1/2000. ELISA: 1/20000. Not yet tested in other applications.
Concentration	1 mg/ml
Purity	$\geq 90\%$
Storage Stability	-20°C/1 year
Synonyms	FOXA1; HNF3A; TCF3A; Hepatocyte nuclear factor 3-alpha; HNF-3-alpha; HNF-3A; Forkhead box protein A1; Transcription factor 3A; TCF-3A; FOXA2; HNF3B; TCF3B; Hepatocyte nuclear factor 3-beta; HNF-3-beta; HNF-3B;Forkhead box protein A2; Transcription factor 3B; TCF-3B; FOXA3; HNF3G; TCF3G; Hepatocyte nuclear factor 3-gamma; HNF-3-gamma; HNF-3G; Fork head-related protein FKH H3; Forkhead box protein A3; Transcription factor 3G; TCF-3G
Observed Band	50kD
Cell Pathway	Nucleus .
Tissue Specificity	Highly expressed in prostate and ESR1-positive breast tumors. Overexpressed in esophageal and lung adenocarcinomas.
Function	function:Transcription activator for a number of liver genes such as AFP, albumin, tyrosine aminotransferase, PEPCK, etc. Interacts with the cis-acting regulatory regions of these genes.,online information:Hepatocyte nuclear factors entry,similarity:Contains 1 fork-head DNA-binding domain.,



Background

This gene encodes a member of the forkhead class of DNA-binding proteins. These hepatocyte nuclear factors are transcriptional activators for liver-specific transcripts such as albumin and transthyretin, and they also interact with chromatin. Similar family members in mice have roles in the regulation of metabolism and in the differentiation of the pancreas and liver. [provided by RefSeq, Jul 2008],

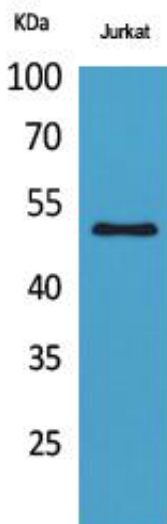
matters needing attention

Avoid repeated freezing and thawing!

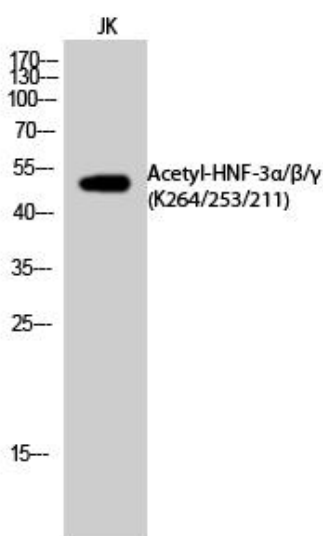
Usage suggestions

This product can be used in immunological reaction related experiments. For more information, please consult technical personnel.

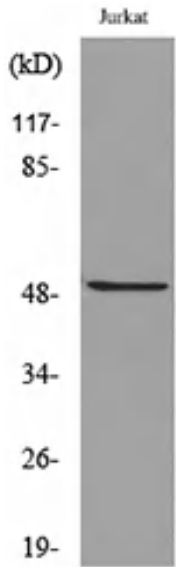
Products Images



Western Blot analysis of Jurkat cells using Acetyl-HNF-3 α / β / γ (K264/253/211) Polyclonal Antibody. Secondary antibody(catalog#:RS0002) was diluted at 1:20000



Western Blot analysis of JK cells using Acetyl-HNF-3 α / β / γ (K264/253/211) Polyclonal Antibody. Secondary antibody(catalog#:RS0002) was diluted at 1:20000



Western blot analysis of lysate from Jurkat cells, using FOXA1 (Acetyl-Lys265) Antibody.